

## Fuse panel feed-through terminal block - DFK 4-SI(6,3X32) BK - 0708344

Please be informed that the data shown in this PDF Document is generated from our Online Catalog. Please find the complete data in the user's documentation. Our General Terms of Use for Downloads are valid (<http://download.phoenixcontact.com>)



Fuse panel feed-through terminal block, Connection method: Screw connection, Solder/Slip-on connection, Load current : 10 A, Cross section: 0.2 mm<sup>2</sup> - 6 mm<sup>2</sup>, AWG 24 - 12, Connection direction of the conductor to plug-in direction: 0 °, Width: 12.2 mm, Color: black

The illustration shows version DFK 4-SI (5X20) BK

### Product Features

- PE terminal block with ground function in accordance with IEC 60947-7-2
- Touch-proof insulating housing
- The feed-through terminal blocks snap into the panel cutout automatically
- Universal screw connection with screw locking



### Key commercial data

Packing unit	1 1
GTIN	 4 017918 004613
Weight per Piece (excluding packing)	16.48 GRM
Custom tariff number	85369010
Country of origin	Bulgaria

### Technical data

#### General

Number of levels	1
Number of connections	2
Color	black
Insulating material	PA
Inflammability class according to UL 94	V2
Maximum load current	10 A
	6.3 A

## Fuse panel feed-through terminal block - DFK 4-SI(6,3X32) BK - 0708344

### Technical data

#### General

Rated surge voltage	4 kV
Pollution degree	3
Surge voltage category	III
Insulating material group	I
Connection in acc. with standard	IEC 60947-7-3
Nominal current $I_N$	10 A
Nominal voltage $U_N$	400 V
Open side panel	nein
Number of positions	0

#### Dimensions

Width	12.2 mm
Length	51 mm

#### Connection data

Connection side	Level 1 ext. 1
Connection method	Screw connection
Conductor cross section solid min.	0.2 mm <sup>2</sup>
Conductor cross section solid max.	6 mm <sup>2</sup>
Conductor cross section stranded min.	0.2 mm <sup>2</sup>
Conductor cross section stranded max.	4 mm <sup>2</sup>
Conductor cross section AWG/kcmil min.	24
Conductor cross section AWG/kcmil max	10
Conductor cross section stranded, with ferrule without plastic sleeve min.	0.25 mm <sup>2</sup>
Conductor cross section stranded, with ferrule without plastic sleeve max.	4 mm <sup>2</sup>
Conductor cross section stranded, with ferrule with plastic sleeve min.	0.25 mm <sup>2</sup>
Conductor cross section stranded, with ferrule with plastic sleeve max.	2.5 mm <sup>2</sup>
2 conductors with same cross section, solid min.	0.2 mm <sup>2</sup>
2 conductors with same cross section, solid max.	1.5 mm <sup>2</sup>
2 conductors with same cross section, stranded min.	0.2 mm <sup>2</sup>
2 conductors with same cross section, stranded max.	1.5 mm <sup>2</sup>
2 conductors with same cross section, stranded, ferrules without plastic sleeve, min.	0.25 mm <sup>2</sup>
2 conductors with same cross section, stranded, ferrules without plastic sleeve, max.	1.5 mm <sup>2</sup>
2 conductors with same cross section, stranded, TWIN ferrules with plastic sleeve, min.	0.5 mm <sup>2</sup>
2 conductors with same cross section, stranded, TWIN ferrules with plastic sleeve, max.	2.5 mm <sup>2</sup>
Stripping length	8 mm

## Fuse panel feed-through terminal block - DFK 4-SI(6,3X32) BK - 0708344

### Technical data

#### Connection data

Internal cylindrical gage	A4
Screw thread	M3
Tightening torque, min	0.6 Nm
Tightening torque max	0.8 Nm
Connection side	Level 1 int. 1
Connection method	Solder/Slip-on connection
Conductor cross section solid min.	0.2 mm <sup>2</sup>
Conductor cross section solid max.	1.5 mm <sup>2</sup>
Conductor cross section stranded min.	0.2 mm <sup>2</sup>
Conductor cross section stranded max.	1.5 mm <sup>2</sup>
Conductor cross section AWG/kcmil min.	24
Conductor cross section AWG/kcmil max	16
Internal cylindrical gage	A4
Slip-on connection	2.8 x 0.8 mm

### Classifications

#### eCl@ss

eCl@ss 4.0	27141131
eCl@ss 4.1	27141131
eCl@ss 5.0	27141134
eCl@ss 5.1	27141134
eCl@ss 6.0	27141134
eCl@ss 7.0	27141134
eCl@ss 8.0	27141134

#### ETIM

ETIM 2.0	EC001283
ETIM 3.0	EC001283
ETIM 4.0	EC001283
ETIM 5.0	EC001283

#### UNSPSC

UNSPSC 6.01	30211811
UNSPSC 7.0901	39121410
UNSPSC 11	39121410
UNSPSC 12.01	39121410
UNSPSC 13.2	39121410

# Fuse panel feed-through terminal block - DFK 4-SI(6,3X32) BK - 0708344

## Approvals

Approvals

---

Approvals

CSA / UL Recognized / GOST / GOST

---


Ex Approvals


---


Approvals submitted


---

## Approval details

CSA 		
	B	D
mm <sup>2</sup> /AWG/kcmil	28-10	28-10
Nominal current I <sub>N</sub>	8 A	8 A
Nominal voltage U <sub>N</sub>	250 V	300 V

UL Recognized 		
	B	D
mm <sup>2</sup> /AWG/kcmil	30-10	30-10
Nominal current I <sub>N</sub>	8 A	8 A
Nominal voltage U <sub>N</sub>	250 V	300 V

GOST 	
--	--

GOST 	
--	--

# Fuse panel feed-through terminal block - DFK 4-SI(6,3X32) BK - 0708344

## Accessories

Accessories

Terminal marking

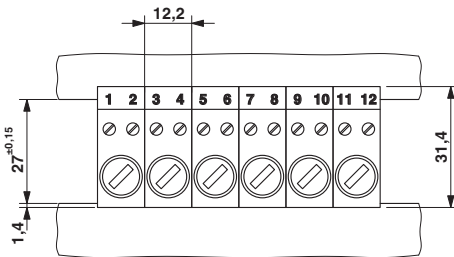
Marker cards - SBS 6:UNBEDRUCKT - 1007222



Marker cards, Card, white, Unlabeled, Can be labeled with: Plotter, Mounting type: Snap into tall marker groove, Snap into flat marker groove, For terminal block width: 6.2 mm, Lettering field: 6 x 6.1 mm

## Drawings

Dimensioned drawing



Dimensioned drawing

