

# IBS IL 24 BK-LK-PAC


Order No.: 2861218



<http://eshop.phoenixcontact.de/phoenix/treeViewClick.do?UID=2861218>

INTERBUS bus coupler, with fiber optic connection, 24 V DC, complete with accessories (connector and labeling field)



Commercial data	
GTIN (EAN)	 4 017918 894160
sales group	K410
Pack	1 pcs.
Customs tariff	85389091
Catalog page information	Page 246 (AX-2009)

#### Product notes

WEEE/RoHS-compliant since:  
10/28/2008



<http://www.download.phoenixcontact.com>  
Please note that the data given here has been taken from the online catalog. For comprehensive information and data, please refer to the user documentation. The General Terms and Conditions of Use apply to Internet downloads.

Technical data	
General data	
Width	85 mm
Height	119.8 mm
Depth	71.5 mm

Weight	220 g
Note on weight specifications	Without plug
Mounting type	DIN rail
Ambient temperature (operation)	-25 °C ... 55 °C
Ambient temperature (storage/transport)	-25 °C ... 85 °C
Permissible humidity (operation)	75 % ... 85 %
Permissible humidity (storage/transport)	75 % ... 85 %
Air pressure (operation)	80 kPa ... 106 kPa (up to 3000 m above sea level)
Air pressure (storage/transport)	70 kPa ... 106 kPa (up to 3000 m above sea level)
Degree of protection	IP20
Test section	7.5 V logics supply, 24 V analog supply, 24 V bus terminal module supply/functional earth ground 500 V AC 50 Hz 1 min

#### Interface

Fieldbus system	Lokalbus
Name	Inline local bus
Type of connection	Inline data jumper
Transmission speed	500 kBaud
Fieldbus system	INTERBUS
Name	INTERBUS remote bus
Type of connection	4x F-SMA connector
Transmission speed	500 KBit/s
Transmission physics	FO
Name	Supply
Type of connection	8-pos. Inline connector

#### Power supply for module electronics

Type of connection	Inline connectors
Supply voltage	24 V DC (via Inline connector)
Supply voltage range	19.2 V DC ... 30 V DC (including all tolerances, including ripple)
Current consumption	max. 1.25 A (with max. number of connected I/O terminal blocks)

#### Inline potential routing

Communications power $U_L$	7.5 V DC $\pm 5\%$
Power supply at $U_L$	max. 2 A DC (observe derating)
I/O supply voltage $U_{ANA}$	24 V DC -15% / +20%
Power supply at $U_{ANA}$	max. 0.5 A DC (observe derating)

### Certificates / Approvals



Certification CUL, GL, GOST, UL  
 Certification Ex: PxC-EX

### Accessories

Item Designation Description

#### Assembly

1201442	E/UK	End clamp, for assembly on NS 32 or NS 35/7.5 DIN rail
---------	------	--

#### Marking

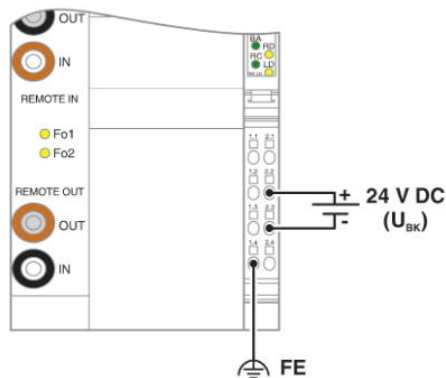
0809492	ESL 62X10	Insert strip for laser printer, lettering field: 62 x 10 mm
2727501	IB IL FIELD 2	Labeling field, width: 12.2 mm

#### Plug/Adapter

2727462	IB IL SCN-PWR IN	Connector, for Inline power and segment terminal blocks
2727637	IB IL SCN-PWR IN-CP	Connector, colored, for Inline power and segment terminal blocks

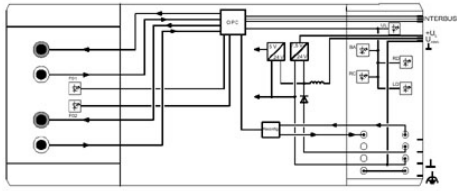
### Diagrams/Drawings

Connection diagram



Block diagram

---



**Address**

PHOENIX CONTACT Deutschland GmbH  
Flachmarktstr. 8  
32825 Blomberg, Germany  
Phone +49 5235 3 12000  
Fax +49 5235 3 41200  
<http://www.phoenixcontact.de>



© 2011 Phoenix Contact  
Technical modifications reserved;